

LinTronic

OWNERS MANUAL



Controlling Imerge S2000 Soundserver
from a Bang&Olufsen Beo4 remote control



TT455-RX-003

LinTronic

Imerge S2000 Soundserver



Connect a serial communication cable from the TT455-RX-003's RS232 port to the Imerge Sound Server's RS232 port and apply power to both units

TT455-RX-003

LinTronic

Imerge S2000 Soundserver

Operated in CD2 mode

Activate LIST

LIST

untill the display reads



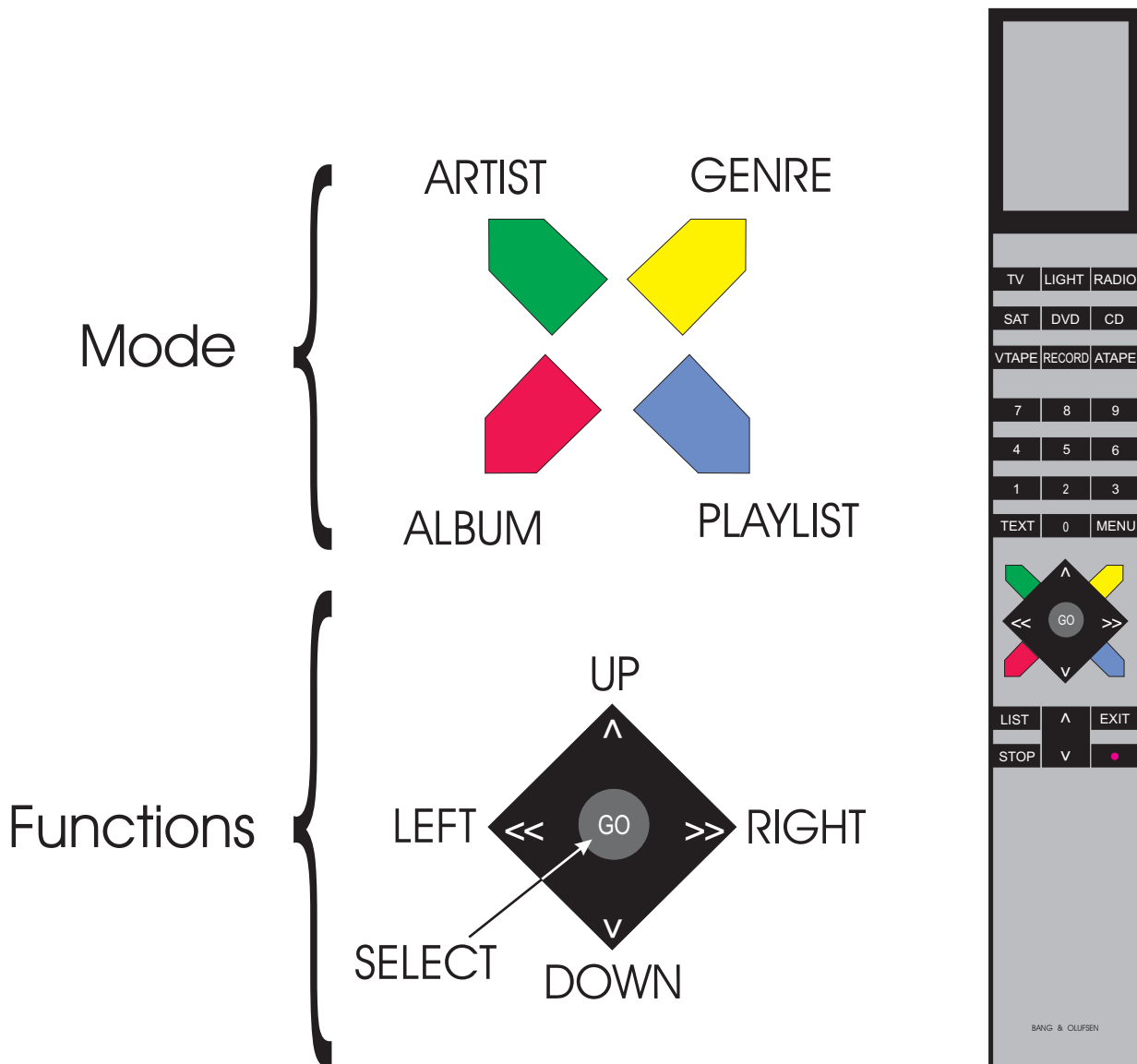
then, activate GO



TT455-RX-003

LinTronic

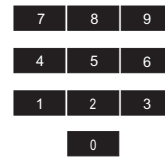
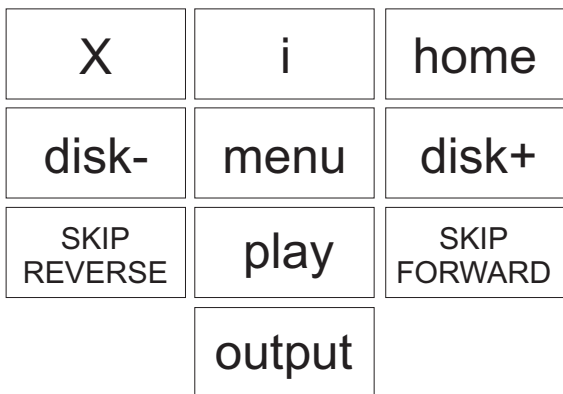
Imerge S2000 Soundserver



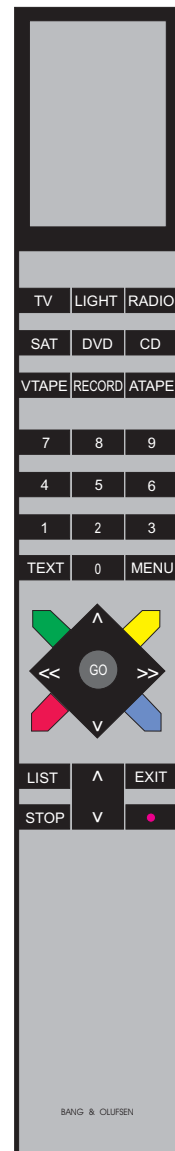
TT455-RX-003

LinTronic

Imerge S2000 Soundserver



STANDBY



TT455-RX-003