

LinTronic

<http://www.lintronic.dk>

TableTop series

Using BOSE LIFESTYLE as Trigger



TRIGGERING THE TT455-RT-238 BY NEC CODES

The TT455-RT-238 can for example be triggered by NEC codes.

As the BOSE LIFESTYLE system allows you to control external devices, we can set up the BOSE system to send out NEC codes, when operated in for example AUX and/or VCR mode.

BOSE SYSTEM

In the system settings, enter REMOTE CONTROL, choose a mode (AUX, VCR) and select a product sending out NEC codes. Example:

- | | |
|--------------------|--------------------|
| VCR mode | AUX mode |
| - Device = DVD/DVR | - Device = DVD/DVR |
| - Brand = TIVO | - Brand = TOSHIBA |
| - Code = 1816 | - Code = 1996 |

In order to trigger the -238 differently in the two modes, make sure you choose two devices both sending out NEC codes, but with different device ID (explained later).

TT455-RT-238

In order to test that the BOSE system actually sends out NEC codes, and for the TT455-RT-238 to be triggered by NEC codes, open the SETUP configuration program for the -238, open Memory Map and select Remote Control Trigger codes: NEC



TESTING THE BOSE TRIGGER

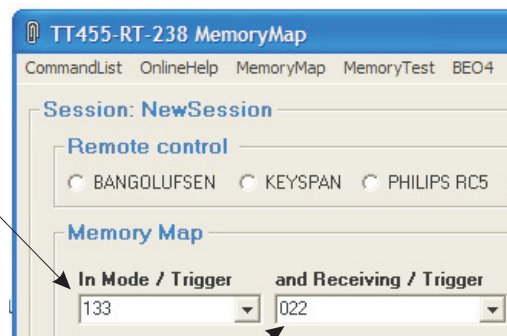
As illustrated on one of the next pages:

- Insert a BOSE IR EMITTER into the related connector at the rear of the BOSE system.
- Connect the TT455-RT238 to the computer and start up the SETUP configuration program.
- Go into TT455-T-238 | Memory Map.
- Bring the BOSE system into VCR or AUX mode and activate for example the numeric og direction key. The key will be shown as a MODE number and a TRIGGER number.

NOTE: If you decide to use a different mode in the BOSE system or choose other products than the ones listed on the previous page to be the triggering products, then you may end up with a product/code set, which allows a limited number of triggers. Could be that numeric or direction keys are not relavant or not supported by BOSE for that particular product.

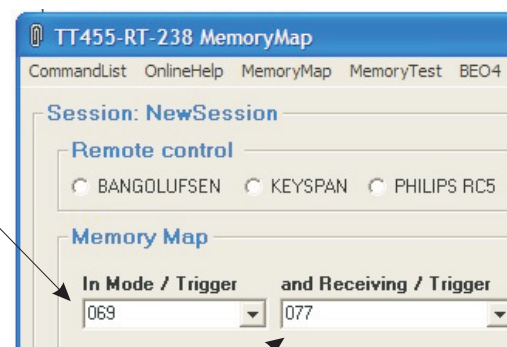
VCR

When you activate the BOSE remote control in VCR mode, to test the DVD, TIVO, code 1816, be advised that we use the TIVO's product ID as Mode for the TT455-RT-238 (number: 133) and we use the command ID as Trigger: UP = 020, DOWN = 022, LEFT = 023, RIGHT = 021, ENTER = 025, 1 = 040, etc.



AUX

When you activate the BOSE remote control in AUX mode, to test the DVD, Toshiba, code 1996, be advised that we use the TIVO's product ID as Mode for the TT455-RT-238 (number: 069) and we use the command ID as Trigger: UP = 128, DOWN = 129, LEFT = 081, RIGHT = 077, ENTER = 033, 1 = 001, etc.




FINE TUNE YOUR APPLICATION

If you understand how the -238 is triggered by the code set selected in the BOSE system, and how to use the Memory Map of the -238, then it is relatively easy for you to play around with the BOSE system, to find a suitable trigger-product in the other BOSE modes.


ApplicationNote: Using BOSE LIFESTYLE as Trigger



RadioFrequency signal



AUX / VCR mode



Connect TT455-RT-238 to computer
ComCab-001 or ComCab-002



Insert a BOSE IR emitter into the
IR EMITTER output.



TT455-RT-238
Trigger: NEC codes