


LinTronic

MIRROR IMAGE® by ad notam® - Windows Internet Explorer

http://www.ad-notam.com/EN/Main/

Die beste Seite zum Thema Bi... MIRROR IMAGE® by ad ...

ad notam® PRODUCTS POSSIBILITIES SUPPORT ABOUT CONTACT




News

("Adventure Living") of "Kabel 1" awarded ad notam's MIRROR IMAGE the first place in Technology of the Future.

May 19, 2008
Breidenbacher Hof, Düsseldorf
 Breidenbacher Hof of Capella Hotel Group sets new standards with ad notam's Bathroom Mirror TV.

Quick Links



MIRROR IMAGE® is the LCD engine that drives images through glass to deliver superb picture quality. Whether placed behind a crystal mirror or a MAGIC MIRROR®, MIRROR IMAGE® transforms an ordinary mirror to a mirror "powered by ad notam®".

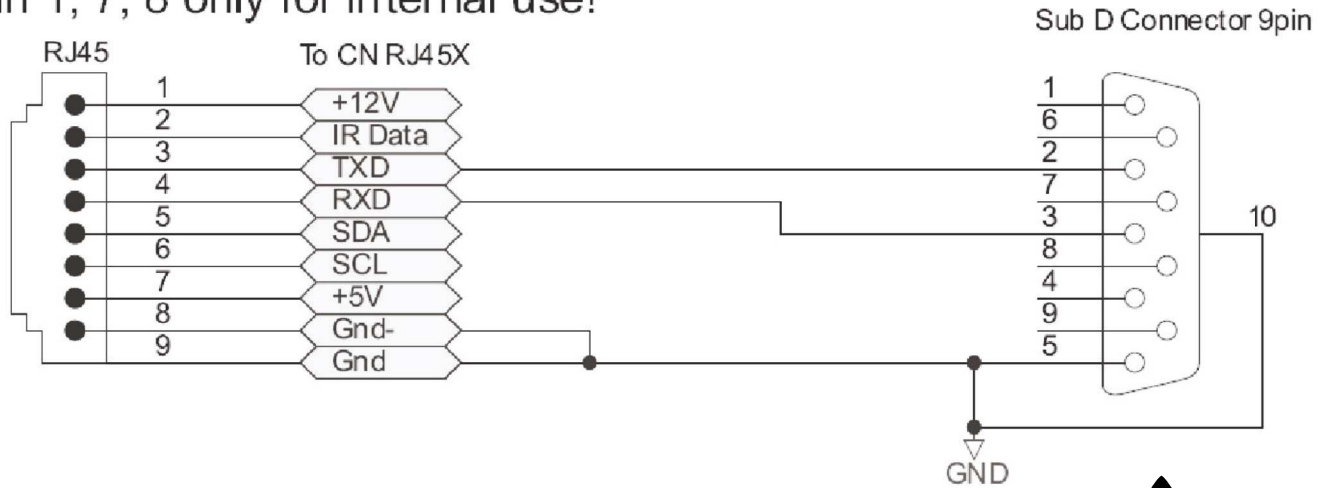
ad notam® is a celebrated inventor, pioneer, and leader in the LCD Mirror TV industry. The MIRROR IMAGE® product line is always a combination of the ad notam® LCD and glass or mirror surface. Beginning with the stylish and perfectly integrated look of glass and following with the only LCD monitors which are factory calibrated for integration behind glass, the end result is sure to mesmerize all your senses.

All ad notam® products are German made, custom-engineered, LCD technology. They are exclusively designed to overcome the unique challenges of operating in ventilation deprived environments and to allow easy and adjustable mounting. The unique magnet mounting

Udført Internet 100%

AdNotam pinout

Pin 1, 7, 8 only for internal use!



<http://serialgadget.com>



Baudrate converter
Is required since AdNotam
Only work on 115200 bps.

115200, n, 8, 1
Cables depends on your
Sub-d connector at
the AdNotam site

19200, n, 8, 1
ComCab-001 - 9-pin straight through



AdNotam offer different commandsets:

http://lintronic.dk/Support.asp?Supported_ID=1401 (fixed)

The below is for:

http://lintronic.dk/Support.asp?Supported_ID=1019

An AdNotam RS232 command consist of:

BB 00 "COMMAND" "NUMBER OF DATA" <"DATA1"> <"DATA2"> <"DATA3"> CHECKSUM

A complet list of AdNotam commands can be found in AdNotam documentation.

Please note that all AdNotam commands and data are listed as HEX numbers.

Some of the COMMANDS use 0 data-parameters

Some of the COMMANDS use 1 data-parameter

Some of the COMMANDS use 2 data-parameters

Some of the COMMANDS use 3 data-parameters

In order for the TT455-RT-238 to send out the wanted commands to an AdNotam TV, you make a CommandList file in the Configurators CommandList area.

Please note that the firmware in the TT455-RT-238 will construct the right AdNotam command syntax, when sending the commands. You only enter the Command number and the required data - not the command start (BB 00), not the number of data and not the checksum.

LinTronic commandlist structure:

732 aaa bbb ccc ddd eee fff rrr = command

732 = RS232 command

aaabbb = 000027 = AdNotam

ccc = Command (in decimal, range 000 - 255)

ddd = Parameter 1 (in decimal, range 000 - 255)

eee = Parameter 2 (in decimal, range 000 - 255)

fff = Parameter 3 (in decimal, range 000 - 255)

rrr = Repeat (fixed 001)

Example of commands:

AdNotam, Power On = **BB 00 1F 01 00 20** (omit the red)

Command number = 1F (031), 1 parameter, On = 00 3-digit decimal 000)

732 000 027 **031 000** 000 000 001 = Power On

AdNotam, Power Off = **BB 00 1F 01 01 21** (omit the red)

Command number = 1F (031), 1 parameter, On = 00 3-digit decimal 000)

732 000 027 **031 001** 000 000 001 = Power Off

AdNotam, Digit 1 = **BB 00 20 02 00 41 63** (omit the red)

Command number = 20 (032), 2 parameters, 00 41 3-digit decimal 000 065)

732 000 027 **032 000 065** 000 001 = Digit 1

AdNotam, PIP On = **BB 00 0B 03 84 00 01 93** (omit the red)

Command number = 0B (011), 3 parameters, 84 00 01 (3-digit decimal 132 000 001)

732 000 027 **011 132 000 001** 001 = PIP On

You can test the commands in the DataSampler

